

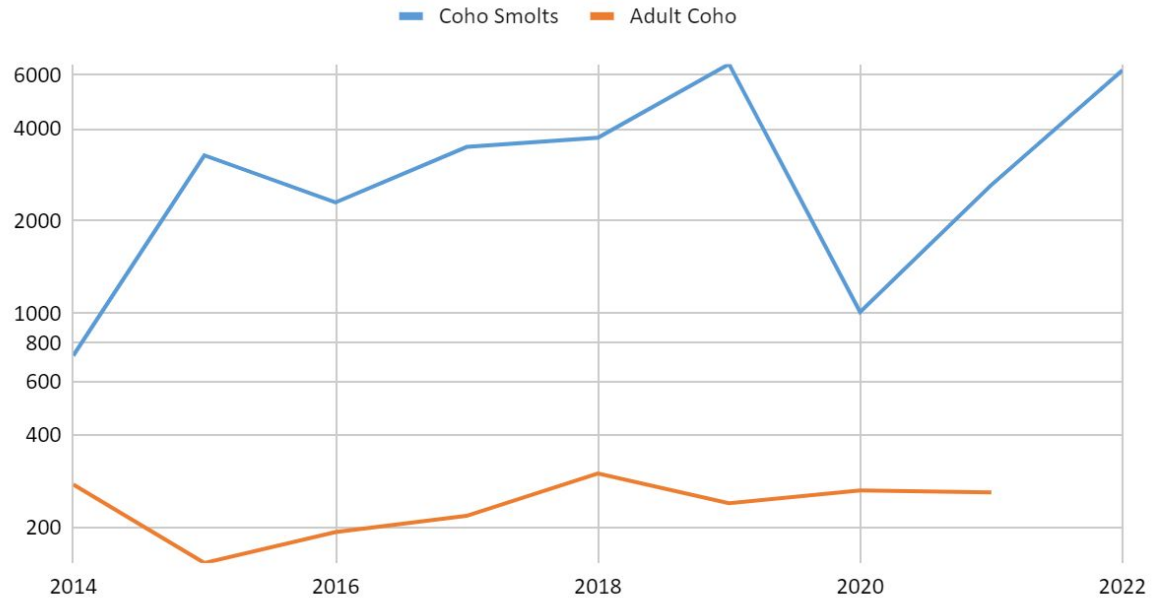
Dams in the Willamette River System



Agency Creek Fish Counts

Year	Coho Smolts	Adult Coho
2013	228	398
2014	728	276
2015	3280	153
2016	2302	193
2017	3493	218
2018	3742	300
2019	6508	240
2020	1009	264
2021	2625	260
2022	6219	

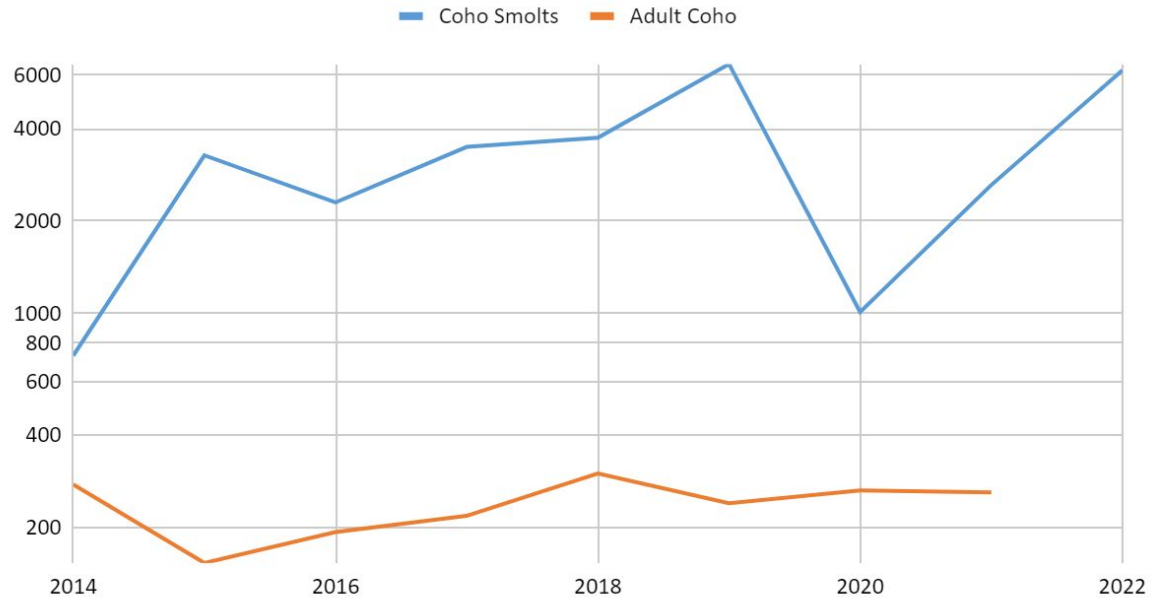
Coho Smolts and Adult Coho - Agency Creek



Agency Creek Fish Counts

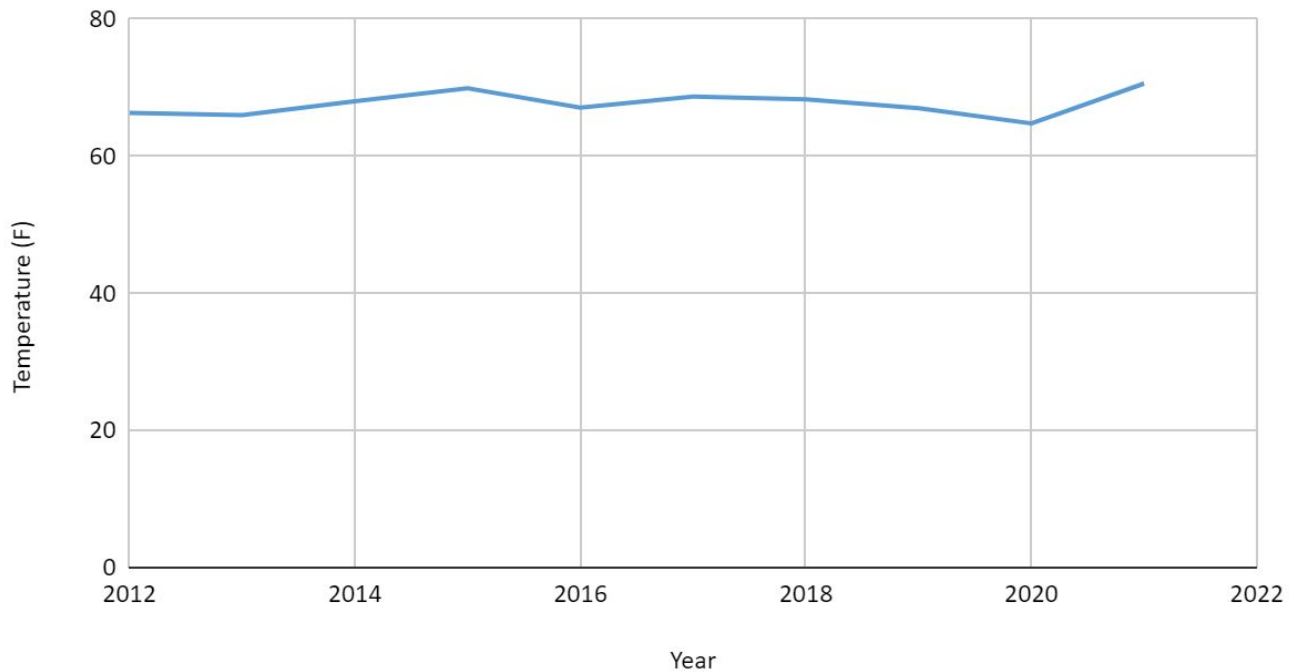
Year	Coho Smolts	Adult Coho
2013	228	398
2014	728	276
2015	3280	153
2016	2302	193
2017	3493	218
2018	3742	300
2019	6508	240
2020	1009	264
2021	2625	260
2022	6219	

Coho Smolts and Adult Coho - Agency Creek



Year	Degrees (Fahrenheit)
2012	66.3
2013	66
2014	68
2015	69.9
2016	67.1
2017	68.7
2018	68.3
2019	67
2020	64.8
2021	70.6
2022	

Agency Creek Reservation Water Temperatures



Historical Willamette Falls Fish Counts

Year	Spring Chinook	Fall Chinook	Coho
2013	29561	1999	22738
2014	31669	1862	21441
2015	53088	3953	3573
2016	32478	1263	4550
2017	36628	3462	5721
2018	26542	2977	5361
2019	20617	1766	8843
2020	35012	3082	15004
2021	30025	3682	24257
2022	38629	3021	17890

Spring Chinook, Fall Chinook and Coho

